


19,370

**Brittni Turner**  
**Hunt County Treasurer**

**FY 25: Monthly Report, January 2025**


FILED FOR RECORD at <u>2:11</u> o'clock <u>P</u> M
MAR 25 2025
BECKY LANDRUM County Clerk, Hunt County, Tex. by 

The Treasurers' Monthly Report includes money received and disbursed as well as funds invested and debt due by Hunt County. The Treasurer's Books and the Auditor's General Ledger agree. The Bank Statements have been reconciled and approved by the County Auditor.

This affidavit must state the amount of cash and other assets that are in the custody of the county treasurer at the time of the examination. (LGC 114.026) **Month End Balance: \$69,837,775.03**

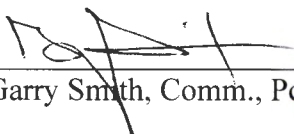
Therefore, Brittni Turner, County Treasurer of Hunt County, Texas, who being fully sworn, upon oath says that the within and foregoing report is true and correct to the best of her knowledge.


This report will be filed with accompanying reports this 25<sup>th</sup> day of March 2025.

  
Brittni Turner, Hunt County Treasurer


Commissioners' Court having compared and examined the Treasurer's Report as presented and subject to independent auditor's review, certify the report to be correct and therefore request it be filed with the official minutes of this meeting. LGC 114.026(c)


  
Mark Hutchins, Comm., Pct #1

  
Garry Smith, Comm., Pct #3

  
Bobby Stovall, Hunt County Judge



  
David Monroe, Comm., Pct #2

  
Steven Harrison, Comm., Pct #4

A-1

**Hunt County Treasurer**  
**Monthly Report**  
**January 2025**

Hunt County Funds	Beginning Balance	Money Received	Money Disbursed	Transfer In/Out Investment	Month End Balance
<b>10-GENERAL</b>	11,393,620.17	9,421,452.02	-4,772,058.03	-5,000,000.00	<b>11,043,014.16</b>
10-Texas CLASS G.O.	5,185,245.98	26,866.10	0.00	5,000,000.00	10,212,112.08
10-TexPool Investment	1,236,650.80	4,612.83	0.00	0.00	1,241,263.63
10-TexStar Investment	3,232,747.73	12,050.64	0.00	0.00	3,244,798.37
10-Logic G.O.	2,602,580.66	10,031.72	0.00	0.00	2,612,612.38
<b>10-General Fund Totals:</b>	<b>23,650,845.34</b>	<b>9,475,013.31</b>	<b>-4,772,058.03</b>	<b>0.00</b>	<b>28,353,800.62</b>
 <b>15-Exchange Bldg</b>	 1,311,121.01	 54,038.87	 -148,420.70	 0.00	 <b>1,216,739.18</b>
 <b>20-Law Library</b>	 116,186.78	 4,038.65	 -1,737.00	 0.00	 <b>118,488.43</b>
 <b>21-R&amp;B #1</b>	 1,226,472.07	 1,025,592.00	 -258,014.85	 -1,150,000.00	 <b>844,049.22</b>
21-R&B #1, Texas CLASS	477,111.01	3,412.82	0.00	1,150,000.00	1,630,523.83
21-R&B #1, TexPool Invest.	57,662.19	215.05	0.00	0.00	57,877.24
21-R&B #1, Logic	142,965.63	551.07	0.00	0.00	143,516.70
<b>21-R&amp;B #1 Fund Totals:</b>	<b>1,904,210.90</b>	<b>1,029,770.94</b>	<b>-258,014.85</b>	<b>0.00</b>	<b>2,675,966.99</b>
 <b>22-R&amp;B #2</b>	 1,233,922.00	 1,089,241.89	 -209,832.63	 -1,150,000.00	 <b>963,331.26</b>
22-R&B #2, Texas CLASS	379,845.78	3,036.78	0.00	1,150,000.00	1,532,882.56
22-R&B #2, TexPool Invest.	57,654.18	215.03	0.00	0.00	57,869.21
22-R&B #2, Logic	309,006.89	1,191.10	0.00	0.00	310,197.99
<b>22-R&amp;B #2 Fund Totals:</b>	<b>1,980,428.85</b>	<b>1,093,684.80</b>	<b>-209,832.63</b>	<b>0.00</b>	<b>2,864,281.02</b>
 <b>23-R&amp;B #3</b>	 1,220,094.35	 1,026,295.92	 -248,980.02	 -1,100,000.00	 <b>897,410.25</b>
23-R&B #3, Texas CLASS	881,593.04	4,908.52	0.00	1,100,000.00	1,986,501.56
23-R&B #3, TexPool Invest	104,355.23	389.24	0.00	0.00	104,744.47
23-R&B #3, Logic	127,546.28	491.63	0.00	0.00	128,037.91
<b>23-R&amp;B #3 Fund Totals:</b>	<b>2,333,588.90</b>	<b>1,032,085.31</b>	<b>-248,980.02</b>	<b>0.00</b>	<b>3,116,694.19</b>
 <b>24-R&amp;B #4</b>	 1,217,181.47	 1,025,640.80	 -238,350.64	 -1,110,000.00	 <b>894,471.63</b>
24-R&B #4, Texas CLASS	419,906.21	3,137.14	0.00	1,110,000.00	1,533,043.35
24-R&B #4, TexPool Invest	59,473.27	221.83	0.00	0.00	59,695.10
24-R&B #4, Logic	3,959.41	15.23	0.00	0.00	3,974.64
<b>24-R&amp;B #4 Fund Totals:</b>	<b>1,700,520.36</b>	<b>1,029,015.00</b>	<b>-238,350.64</b>	<b>0.00</b>	<b>2,491,184.72</b>
 <b>25-Health Private</b>	 -8,454.91	 4,098.00	 -8,261.04	 0.00	 <b>-12,617.95</b>
<b>26-State Health Services</b>	-52,965.73	26,869.52	-43,692.80	0.00	-69,789.01
 <b>27-Hunt County Grants</b>	 -32,101.87	 30,628.62	 -71,393.29	 0.00	 <b>-72,866.54</b>
27-SB22 Sheriff, Texas CLASS	511,013.38	1,975.76	0.00	0.00	512,989.14
27-SB22 CA, Texas CLASS	284,912.52	1,101.56	0.00	0.00	286,014.08
27-SB22 DA, Texas CLASS	277,784.43	1,074.00	0.00	0.00	278,858.43
<b>27-Hunt County Grants Totals:</b>	<b>1,041,608.46</b>	<b>34,779.94</b>	<b>-71,393.29</b>	<b>0.00</b>	<b>1,004,995.11</b>
 <b>41-American Rescue Plan Funds</b>	 0.00	 0.00	 0.00	 0.00	 <b>0.00</b>
41-ARPA Funds - Texas CLASS	5,661,692.42	21,890.01	0.00	0.00	5,683,582.43
<b>41-ARPA Funds - Totals:</b>	<b>5,661,692.42</b>	<b>21,890.01</b>	<b>0.00</b>	<b>0.00</b>	<b>5,683,582.43</b>
 <b>44-Road Bonds</b>	 0.00	 0.00	 0.00	 0.00	 <b>0.00</b>
44-Road Bonds, Logic	3,368,305.92	12,983.15	0.00	0.00	3,381,289.07
<b>44-Road Bond Totals:</b>	<b>3,368,305.92</b>	<b>12,983.15</b>	<b>0.00</b>	<b>0.00</b>	<b>3,381,289.07</b>
 <b>45-Capital Improvement</b>	 0.00	 0.00	 -159,860.55	 0.00	 <b>-159,860.55</b>
45-Capital Improvement Logic	10,656,153.51	41,073.48	0.00	0.00	10,697,226.99
45-Capital Improvement TxPool	3,749,604.26	13,986.32	0.00	0.00	3,763,590.58
<b>45-Capital Improvement Totals:</b>	<b>14,405,757.77</b>	<b>55,059.80</b>	<b>-159,860.55</b>	<b>0.00</b>	<b>14,300,957.02</b>
 <b>61-Right of Way Fund</b>	 13,165.62	 0.00	 0.00	 0.00	 <b>13,165.62</b>
61-Right of Way Fund TxPool	10,761.66	40.11	0.00	0.00	10,801.77
<b>61-Right of Way Fund Totals</b>	<b>23,927.28</b>	<b>40.11</b>	<b>0.00</b>	<b>0.00</b>	<b>23,967.39</b>

**Hunt County Treasurer  
Monthly Report  
January 2025**

Hunt County Funds	Beginning Balance	Money Received	Money Disbursed	Transfer In/Out Investment	Month End Balance
66-Self-Insured Insurance Fund	-681,386.93	793,435.20	-907,475.68	0.00	-795,427.41
66-Self-Insured Ins. - Texas Class	112,572.26	435.24	0.00	0.00	113,007.50
66-Self Insurance Fund Totals:	-568,814.67	793,870.44	-907,475.68	0.00	-682,419.91
68-JP, DDC Fee Fund	78,246.35	346.85	-942.74	0.00	77,650.46
70-Voter Admin 19	0.00	0.00	-2,400.00	0.00	-2,400.00
71-DC Records Management	0.26	0.37	0.00	0.00	0.63
72-HAVA/CARES Grant	0.00	0.00	0.00	0.00	0.00
74-Elections Special	133,431.33	0.00	0.00	0.00	133,431.33
75-CA-DWI	22,405.72	100.84	0.00	0.00	22,506.56
77-PreTrial Intervention	148,995.91	1,646.00	0.00	0.00	150,641.91
81-CC RMPF	936.50	22,550.00	-7,052.45	0.00	16,434.05
81-CC RMPF - Texas Class	1,637,213.44	6,330.01	0.00	0.00	1,643,543.45
81-CC RMPF Totals	1,638,149.94	28,880.01	-7,052.45	0.00	1,659,977.50
82-Courthouse Security	283,987.75	3,497.12	-1,598.26	0.00	285,886.61
83-Justice Court Sec.	64,502.77	342.55	-37.99	0.00	64,807.33
84-District Clerk Archive	72,581.46	5.00	0.00	0.00	72,586.46
85-Co & District Court Techn	21,104.22	65.39	0.00	0.00	21,169.61
86-County Record Preservation	259,364.25	3,866.00	-4,806.40	0.00	258,423.85
87-Justice Court Technology	35,354.95	1,129.56	-619.62	0.00	35,864.89
88-County Clerk Archive	687,725.51	21,460.00	0.00	0.00	709,185.51
89-County Record Mgt Preserve	155,395.99	414.80	0.00	0.00	155,810.79
91-TCOLE	40,683.48	0.00	-36.99	0.00	40,646.49
95-Juv Prob. Local Funds	871,379.68	444.00	-67,870.41	0.00	803,953.27
96-Juv Prob Grant Funds	138,372.72	80,033.37	-77,610.45	0.00	140,795.64
50-Debt Service (I&S)	381,835.45	186,725.98	0.00	0.00	568,561.43
50-Debt Service TexPool Inv	170,519.40	636.06	0.00	0.00	171,155.46
50-Debt Service Fund Totals:	552,354.85	187,362.04	0.00	0.00	739,716.89
<b>Total of Funds:</b>	<b>39,862,436.53</b>	<b>14,115,530.17</b>	<b>-6,323,576.86</b>	<b>0.00</b>	<b>69,837,775.03</b>

**Hunt County Treasurer  
Monthly Report  
January 2025**

**HUNT COUNTY DEBT**

	<b>Mo. Beginning</b>	<b>Payment</b>	<b>Balance Due</b>
Reserve St Comptroller I	\$662,778.34	-\$1,888.23	<b>\$660,890.11</b>
Reserve St Comptroller II	\$0.00	\$0.00	<b>\$0.00</b>
Reserve St Comptroller III	\$110,436.35	-\$2,960.00	<b>\$107,476.35</b>
Reserve St Comptroller IV	\$262,753.07	-\$2,367.00	<b>\$260,386.07</b>
2017 Road Bonds Payable	\$4,870,000.00	\$0.00	<b>\$4,870,000.00</b>
2021 Road Bonds Payable	\$4,795,000.00	\$0.00	<b>\$4,795,000.00</b>
Bond Premium Payable	-\$57,943.50	\$0.00	<b>-\$57,943.50</b>
2017 Road Bond Premium	\$289,750.00	\$0.00	<b>\$289,750.00</b>
2021 Road Bond Premium	\$330,337.50	\$0.00	<b>\$330,337.50</b>
Liability Comp Absence	\$605,957.00	\$0.00	<b>\$605,957.00</b>
Tillman Tower Lease	\$209,480.92	-\$550.87	<b>\$208,930.05</b>
SBA Tower Celeste	\$712,188.47	-\$713.02	<b>\$711,475.45</b>
SBC Tower Commerce	\$712,188.47	-\$713.02	<b>\$711,475.45</b>
Konica Copier Lease	\$218,341.53	-\$4,080.33	<b>\$214,261.20</b>
DLL Copier Lease	\$23,775.05	-\$395.23	<b>\$23,379.82</b>
OPEB Pension Liability	\$12,655,364.00	\$0.00	<b>\$12,655,364.00</b>
GASB 68 Pension Liability	\$6,514,278.00	\$0.00	<b>\$6,514,278.00</b>
Def. Resource Inflow Pensn	\$2,883,459.00	\$0.00	<b>\$2,883,459.00</b>
Def. Inflow Resources-OPEB	\$1,714,843.00	\$0.00	<b>\$1,714,843.00</b>
<b>Totals:</b>	<b>\$37,512,987.20</b>	<b>-\$13,667.70</b>	<b>\$37,499,319.50</b>

# Invested Funds

## January 2025

<b>GENERAL Fund</b>	<b>Rate</b>	<b>Month Balance</b>	
Logic	4.5390%	2,612,612.38	15.09%
Texpool	4.3919%	1,241,263.63	7.17%
Texstar	4.3896%	3,244,798.37	18.74%
Texas CLASS	4.5419%	10,212,112.08	58.99%
<b>TOTAL:</b>		<b>17,310,786.46</b>	<b>100.00%</b>

<b>Road &amp; Bridge 1</b>	<b>Rate</b>	<b>Month Balance</b>	
Logic	4.5390%	143,516.70	7.83%
Texpool	4.3919%	57,877.24	3.16%
Texas CLASS	4.5419%	1,630,523.83	89.01%
<b>TOTAL:</b>		<b>1,831,917.77</b>	<b>100.00%</b>

<b>Road &amp; Bridge 2</b>	<b>Rate</b>	<b>Month Balance</b>	
Logic	4.5390%	310,197.99	16.32%
Texpool	4.3919%	57,869.21	3.04%
Texas CLASS	4.5419%	1,532,882.56	80.64%
<b>TOTAL:</b>		<b>1,900,949.76</b>	<b>100.00%</b>

<b>Road &amp; Bridge 3</b>	<b>Rate</b>	<b>Month Balance</b>	
Logic	4.5390%	128,037.91	5.77%
Texpool	4.3919%	104,744.47	4.72%
Texas CLASS	4.5419%	1,986,501.56	89.51%
<b>TOTAL:</b>		<b>2,219,283.94</b>	<b>100.00%</b>

<b>Road &amp; Bridge 4</b>	<b>Rate</b>	<b>Month Balance</b>	
Logic	4.5390%	3,974.64	0.25%
Texpool	4.3919%	59,695.10	3.74%
Texas CLASS	4.5419%	1,533,043.35	96.01%
<b>TOTAL:</b>		<b>1,596,713.09</b>	<b>100.00%</b>

<b>Hunt County Grants - SB22</b>	<b>Rate</b>	<b>Month Balance</b>	
Sheriff - Texas CLASS	4.5419%	512,989.14	47.59%
CA - Texas CLASS	4.5419%	286,014.08	26.54%
DA - Texas CLASS	4.5419%	278,858.43	25.87%
<b>TOTAL:</b>		<b>1,077,861.65</b>	<b>100.00%</b>

<b>Capital Improvement</b>	<b>Rate</b>	<b>Month Balance</b>	
Logic	4.5390%	10,697,226.99	73.97%
Texpool	4.3919%	3,763,590.58	26.03%
<b>TOTAL:</b>		<b>14,460,817.57</b>	<b>100.00%</b>

# Invested Funds

## January 2025

ARPA Funds	Rate	Month Balance	
Texas CLASS	4.5419%	5,683,582.43	100.00%
<b>TOTAL:</b>		<b>5,683,582.43</b>	<b>100.00%</b>

Self-Insurance Fund	Rate	Month Balance	
Texas CLASS	4.5419%	113,007.50	100.00%
<b>TOTAL:</b>		<b>113,007.50</b>	<b>100.00%</b>

Co. Clerk Records Mgmt & Preservation	Rate	Month Balance	
Texas CLASS	4.5419%	1,643,543.45	100.00%
<b>TOTAL:</b>		<b>1,643,543.45</b>	<b>100.00%</b>

(Also at 100% each as stated below)

Logic: Road Bonds	3,381,289.07
TexPool: Right of Way	10,801.77
TexPool: Debt Service I&S	171,155.46

<b>Total Investments:</b>	<b>\$51,401,709.92</b>
---------------------------	------------------------